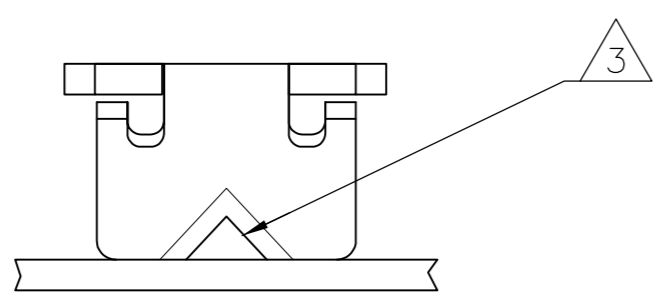
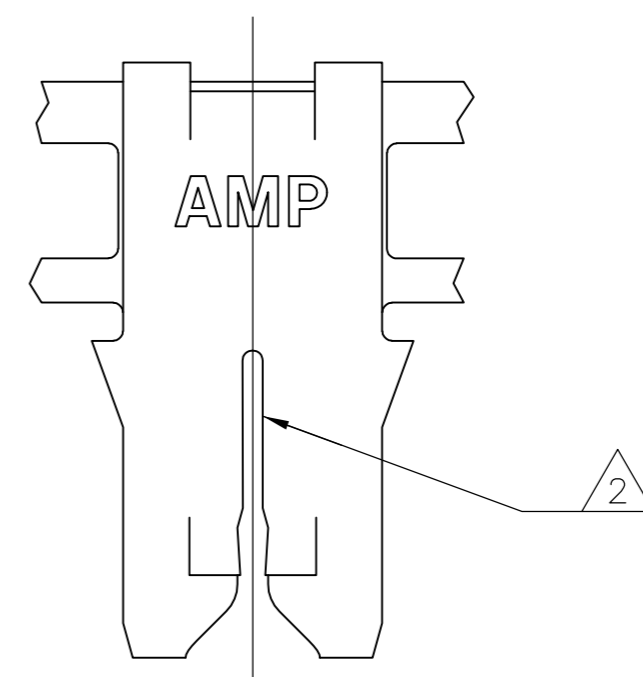
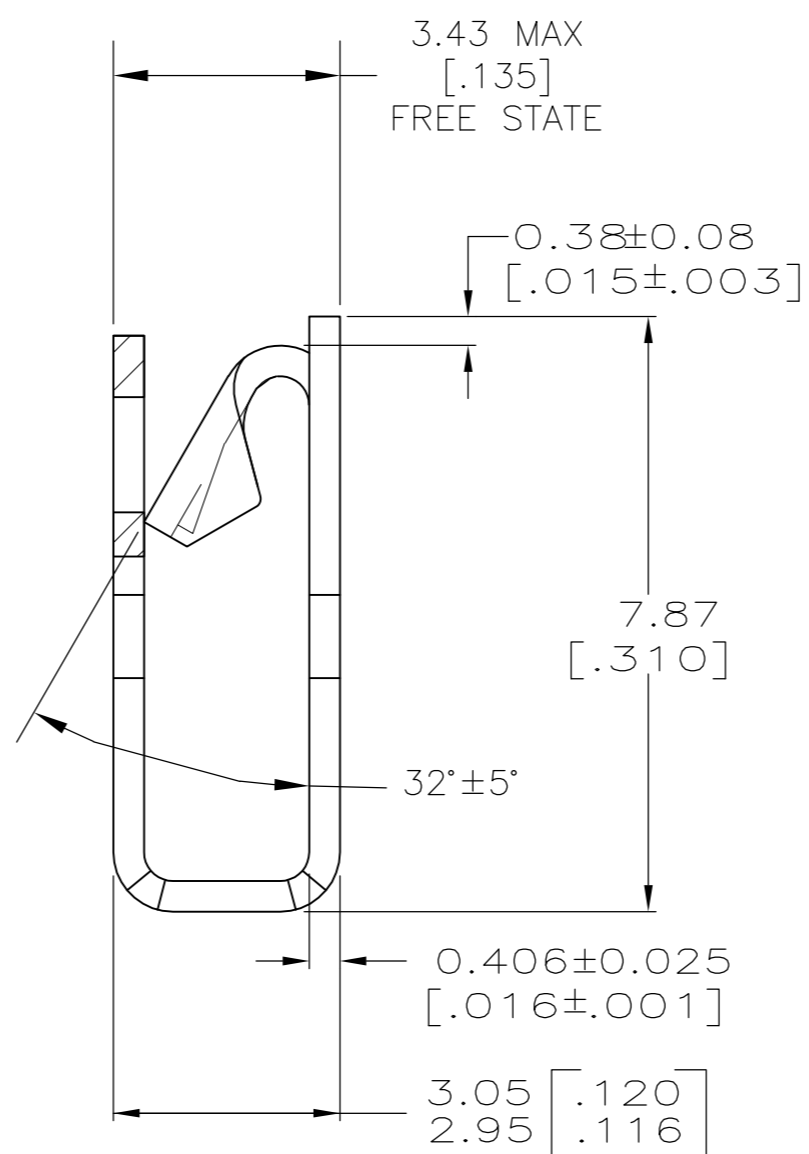
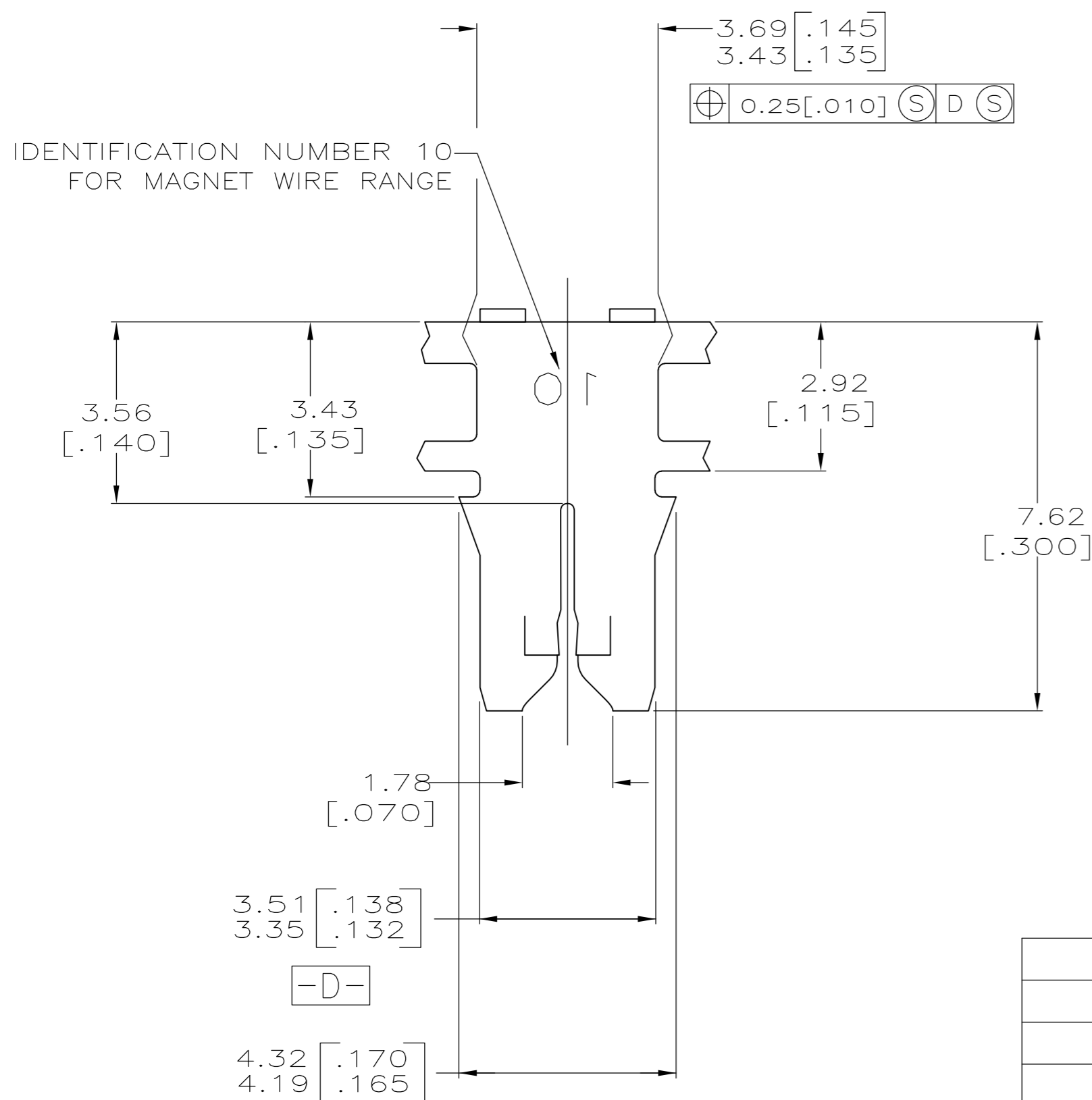


THIS DRAWING IS UNPUBLISHED. RELEASED FOR PUBLICATION
 © COPYRIGHT BY TYCO ELECTRONICS CORPORATION. ALL RIGHTS RESERVED.

LOC		DIST		REVISIONS			
P	LTR	DESCRIPTION		DATE	DWN	APVD	
	AH2	REVISED PER ECR-07-010057		07MAY07	HMR	KR	



- 1 CONTINUOUS STRIP ON REELS WITH TERMINALS LOCATED ON 5.59±0.08 [.220±.003] CENTERS.
- 2 SLOT ACCEPTS EITHER A SINGLE OR DOUBLE MAGNET WIRE OF THE SAME SIZE AND TYPE. COPPER RANGE 0.36-0.57mm [#27-#23 AWG].
- 3 POKE-IN ACCEPTS A 0.50-0.90mm² [#20-#18] AWG SOLID OR FUSED STRANDED LEAD WIRE.
- 4 SPECIAL REEL QUANTITY - AMP SPAIN PRODUCTION ONLY.
- 5 PRELIMINARY - NOT FOR PRODUCTION.
- 6 FOREIGN PRODUCTION ONLY.



STANDARD	PAPER SPLICE	WITHOUT PAPER	0.002032[.000080] MIN TIN PLATE	5	62935-8
STANDARD	SPLICE FREE	WITH PAPER	0.002032[.000080] MIN TIN PLATE	6	62935-7
REVERSE	WELD SPLICE	WITHOUT PAPER	0.002032[.000080] MIN TIN PLATE	5	62935-6
STANDARD	WELD SPLICE	WITHOUT PAPER	0.002032[.000080] MIN TIN PLATE	4	62935-5
STANDARD	SPLICE FREE	PLASTIC REEL W/O PAPER	0.002032[.000080] MIN TIN PLATE		62935-4
STANDARD	WELD SPLICE	WITH PAPER	0.002032[.000080] MIN TIN PLATE		62935-3
STANDARD	WELD SPLICE	PLASTIC REEL W/ PAPER	NONE	6	62935-2
STANDARD	WELD SPLICE	WITHOUT PAPER	0.002032[.000080] MIN TIN PLATE		62935-1
REELING DIRECTION	SPLICE	REELING	FINISH		PART NUMBER

THIS DRAWING IS A CONTROLLED DOCUMENT.

DWN	15MAR2004	MICHAEL S. FEHER	Tyco Electronics Corporation Harrisburg, Pa 17105-3608								
CHK	15MAR2004	KURT A. RANDOLPH									
APVD	15MAR2004	KURT A. RANDOLPH									
PRODUCT SPEC		108-2012									
APPLICATION SPEC		114-2046	NAME								
MATERIAL	4M BRASS	FINISH	SEE TABLE	SIZE	A2	CAGE CODE	00779	DRAWING NO	C=62935	RESTRICTED TO	-
CUSTOMER DRAWING			SCALE	10:1	SHEET	1	OF	1	REV	AH2	